



OPTIONS:

**R F CHARACTERISTICS**

FREQUENCY RANGE : 0 - 3 GHz  
IMPEDANCE : 50 Ohms

FREQUENCY (GHz)	0 - 3
V.S.W.R	<= 1.20
INSERT. LOSS	<= 0.20 dB
ISOLATION	>= 80 dB
AVER. POWER (*)	120 W

**ELECTRICAL CHARACTERISTICS**

ACTUATOR : FAILSAFE  
NOMINAL CURRENT AT 25° C (±10%) : 140 mA  
ACTUATOR VOLTAGE (Vcc) : 28V (24 to 30V)  
TERMINALS : solder pins (250 Deg.C max./30 sec)

**MECHANICAL CHARACTERISTICS**

CONNECTORS : SMA female per MIL C 39012  
LIFE : 2.500.000 cycles  
SWITCHING TIME (nominal voltage;25° C) : < 15 ms  
CONSTRUCTION : splashproof  
WEIGHT : < 85 g

**ENVIRONMENTAL CHARACTERISTICS**

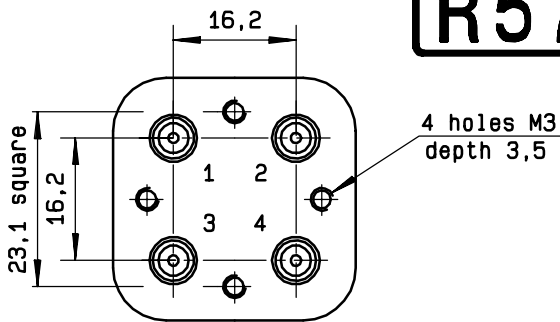
OPERATING TEMPERATURE RANGE (°C) : -40 , +85  
STORAGE TEMPERATURE RANGE (°C) : -55 , +85

(\* : average power at 25° C)

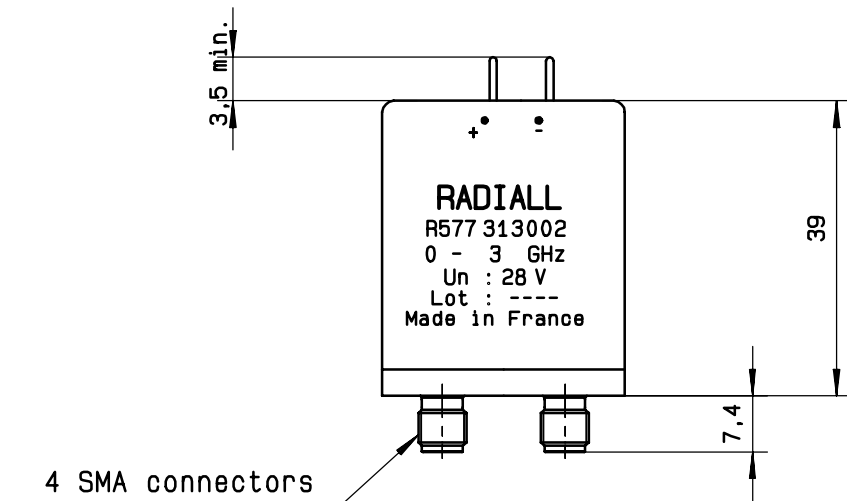
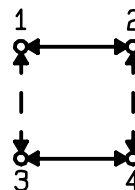
This information is given as an indication. In the continual goal to improve our products, we reserve the right to make any modifications judged necessary

4112-9212

**DRAWING**

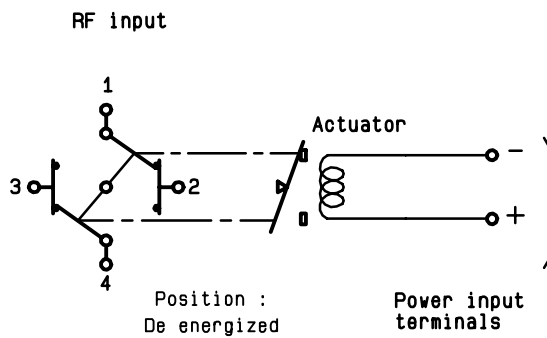


General tolerance: ± 0,5 mm



**SCHEMATIC DIAGRAM**

Voltage energized	RF continuity 1 ↔ 3 2 ↔ 4
De-energized	1 ↔ 2 3 ↔ 4



This information is given as an indication. In the continual goal to improve our products, we reserve the right to make any modifications judged necessary